

# 2- Edit Aircraft in FSELeaseHub.

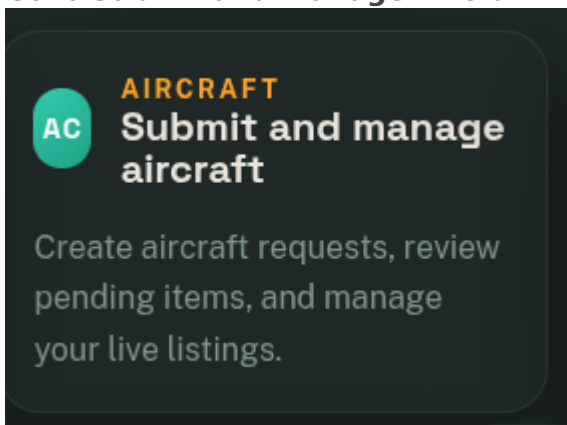
Once the aircraft have been uploaded to the FSELeaseHub platform, you will be able to edit them if you made a mistake or want to add more information to their listings.

## INFO:

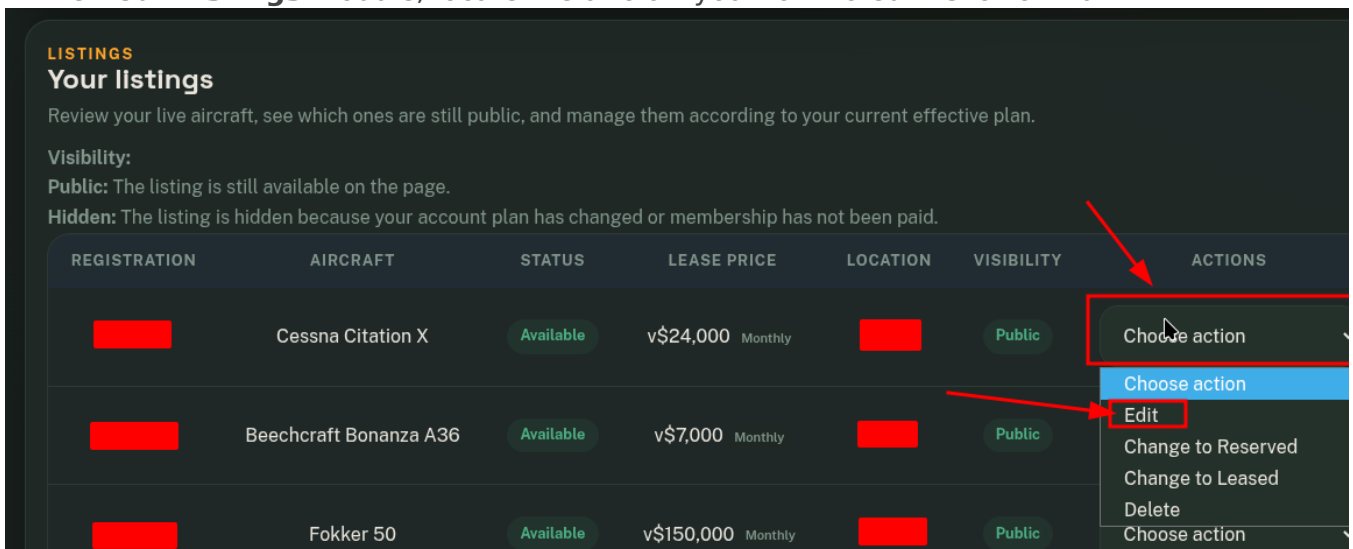
All Edit requests must be reviewed by administrators and by the FSEconomy API. It may take several minutes to process this information before it is published on the website.

Please respect the rules and instructions displayed on the page.

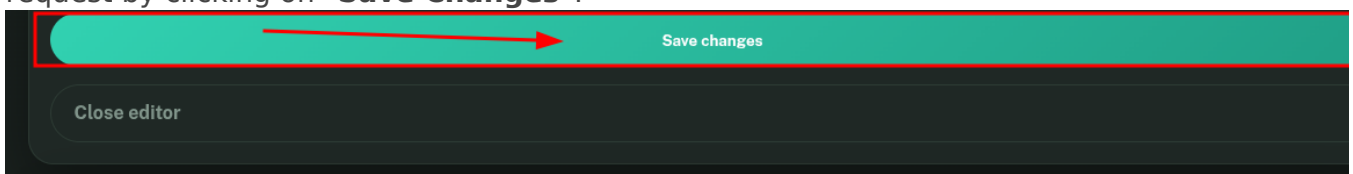
1. Go to **Submit and Manage Aircraft**.



2. In the **Your Listings** module, locate the aircraft you want to edit. Click on **Edit**.



3. Modify the information you need, and once all changes have been made, submit your request by clicking on **"Save Changes"**.



Revision #3

Created 2026-05-27 10:31:30 UTC by Leuros88

Updated 2026-05-27 10:40:21 UTC by Leuros88